



GUSHKARA MAHAVIDYALAYA

P.O. Guskara, Dist. Purba Bardhaman, West Bengal - 713128

Ph. 03452-255105, Website: gushkaramahavidyalaya.ac.in

E-mail: guskaramahavidyalaya@gmail.com, office@gushkaramahavidyalaya.ac.in

Ref. No.

Date: 22-05-2024

NOTICE

All students from the graduating classes of 2022, 2023 and 2024 of Gushkara Mahavidyalaya are hereby informed that TATA Consultancy Services is recruiting from Arts, Commerce, and Science Streams for TCS BPS in the first week of June, 2024.

This recruitment drive will take place at Galsi Mahavidyalaya campus and all eligible students are urged to take part in this opportunity.


Detailed registration instructions are provided below.

For additional details, please reach out to

Mr. Manoj Sarkar: 7001477476

Mr. Kunal Murmu: 8001752267




22-05-2024
Principal
Gushkara Mahavidyalaya

Registration on the below link is mandatory to complete the application process under TCS BPS Hiring.

Step 1. Logon to the TCS Next Step Portal (<https://nextstep.tcs.com/campus/#/registrationPage>)

Step 2. Register and apply for the TCS BPS Hiring process. Click on 'Register Now', choose category as 'BPS', proceed to fill your details and submit your application form

Step 3. Fill up the google form (<https://forms.gle/mpSxcccRXfBwHi2j6>)

Scenario A: In case you already have CT/DT ID, kindly log on to TCS Next Step Portal and complete/update the application form and submit.

Eligible Qualifications :

- Graduate Freshers only 2022 and 2023 Year of Passing in BCOM, BA, BBA, BSc (except CS and IT streams) from a recognized university/college
- Only full-time courses will be considered (part-time / correspondence courses will not be considered). Candidates who have completed their Secondary and / or Senior Secondary course from NIOS (National Institute of Open Schooling) are also eligible to apply if the other courses are full-time
- No work experience
- Post Graduates candidates & candidates with experience are not allowed

Role and Work Timings (Shift Working):

Role: Back Office Operations (Data Processing) - The job involves data processing transactions

Work Timings: The role involves working in a 24x7 environment which requires working in rotational shifts, including **night shifts**.

Documents to Carry for the Drive (Original Documents):

1. Latest passport size photograph – 1
2. **Printout of your TCS Application Form without which you will not be allowed to sit for the interview.**
3. Printout of your latest Resume
4. Original Government Photo ID proof (Aadhar Card / PAN Card / Driving License / Passport / Voter ID) & Original College ID Proof
5. 10th Marksheet and Passing Certificate
6. 12th Marksheet and Passing Certificate
7. Graduation all semester / all year-wise Marksheets
8. Graduation Degree Certificate / Provisional Degree Certificate / Course Completion Certificate



 **Handbook for Candidate Registration**

Log In to NextStep Campus Portal

Registration Page

Candidate Log

Application Form

- [Personal Details](#)
- [Academic and Work Experience Details](#)
- [Other Details](#)
- [Application Form Preview and Declaration](#)

Logging on to the



Campus Portal



Welcome aboard TCS NextStep!

[Register Now >](#)


[Click on Register Here](#)

Select Category

You have a choice to apply for IT or BPS. Please note that you can register with us under only one category and registering in incorrect category may lead you to repeat the entire registration process

Choose **BPS**



 Information Technology



 Business Process Services



TCS **NextStep**

- Registration Page



Verification / Personal Details

Please note that the TCS NextStep initiative is available in the India geography. Applications from other countries will not be taken into account.

Kindly use personal email domain address for registering into the NextStep Application instead of Institute/College email domain names for smooth communication post academics tenure completion.

Verification of your email

We will send the verification code on your email id

Email

Get OTP

Cancel

Type your email ID for verification.

Verification / Personal Details

OTP Verification

We emailed you a 6 character code for verification on atd77882@zslsz.com. Enter the code to confirm your email.

Kindly enter the OTP manually, copy paste feature is not allowed.

OTP 01:44 [Resend OTP](#)

Enter the OTP sent on your Valid email ID. Ensure not to copy paste the OTP.



Verification / Personal Details

Other Verification

Please fill the following details as per Aadhar Card for authentication purpose.

Aadhar Number (last 4 digits) *

XXXX - XXXX -

Ensure to enter the correct last 4 digits as per your Aadhar

Name *

First* Middle Surname*

Enter your name as per Aadhar Card.

Date of Birth *

Day ▾ Month ▾ Year ▾

Enter your DOB as per your government

I agree to [NextStep Privacy Notice](#)

Proceed

Read the Privacy and Agreement Terms, **tick** on the checkbox and click on **“Proceed.”**

It is **Important/Mandatory** to update your **Aadhar Number, Name, Date of Birth** as per Aadhar Card. Please ensure the details are updated correctly without any error.

Verification / Personal Details

Personal Details
Please fill the following details

Aadhar Number *

XXXX - XXXX - 0000

Title * Name *

Title Test Test test

Gender *

Select

Mobile number*

IN 91 Enter Mobile Number

1. Choose

2. Type First Name

4. Type Last

5. Choose Gender

3. Type Middle

6. Enter your Valid Mobile Number

Institute name *

Institute Name

7. Enter your **Institute Name**

Qualification *

Select

8. Choose your **Highest Qualification**

9. **Year of Passing Qualification**

Year of passing (for highest qualification) *

Select

10. **Campus Candidate** – Choose Direct Applicant and Off Campus Candidate, **BYB** if a friend has referred & **Web** if you have received a mail from the Job Portal

Source type *

Select


11. **Direct Applicant** – Enter College Name, **BYB** – Enter referred name/EMP ID & **Web** – Enter the name mentioned

Source name

Nearest TCS Office *

Select

12. Choose the nearest **TCS Office**

Set Your Password * 



Set Your Password * (i)

13. The Password should consist of Capital Letter, Special Character & Number.

Confirm Password *

Select security question *

14. Select a Security Question and an Answer to your Security Question. This shall be used for password retrieval in case

Answer to security question *

Please enter the characters that you see in the image below.



15. Enter the Captcha and Click on

Submit

Back

Cancel

On Clicking SUBMIT, you will receive a CT/DT Reference Number which shall be used for further correspondence with regards to your candidature at TCS.



TCS **NextStep**

- Candidate Log-In



Registered Candidates (India)

Type the text below as you see in image:



Login

[Unlock Account & Reset Password?](#)

1. Enter your log-in credentials (DT number and password) received in the mail

OR

New Candidate? [Register Here](#)

If you are from another country, Click here

2. Enter the captcha text and click on **Login**



TCS **NextStep**

- Application Form

3. Click on
Application

- Application Form
- Campus Commune
- Track My Application
- How To Apply

WELCOME SHRUTI SONAWANE (DT20223706377)

[Home](#) [Help & Support](#) [Change Password](#) [Contact Us](#) [Logout](#)

TCS NextStep Portal



Welcome aboard on TCS NextStep portal!

TCS NextStep Portal is the first step connecting you with TCS, Asia's leading IT services Company. A single platform that addresses all your needs interactively and simplifies the communication process, this Portal will help you in your transition from being a student on campus to exploring a dynamic career path with TCS.

From keeping you updated on TCS initiatives to answering your queries and helping you explore a world of opportunities, TCS NextStep helps bridge the distance in your journey to becoming a TCSeer.

So, go ahead! Explore opportunities. Experience Certainty.

Application Form

Personal Details

Academic and Work
Experience Details

Other Details

Application Form Preview
and Declaration

IMPORTANT INSTRUCTIONS

1. The form is divided into following four sections. It is mandatory to enter details in all four sections.
 - Personal Detail
 - Academic and Work Experience Details
 - Other Details
 - Form preview and declaration
2. Fields marked with "*" in these sections are mandatory.
3. To save the details and navigate to the next field/screen, click 'Save and Continue'.
4. To submit the form, click 'Submit Application Form' in 'Form Preview and Declaration' section.
5. Please review the details properly before submitting the form to avoid errors. You can use the Application Form preview feature after filling in all the mandatory fields. In case you wish to edit any details, you can navigate to the relevant section and edit the same.
6. Click 'Save' after editing any details in the form. To submit the form with the updated details, click 'Submit Application Form'. Please note that if you do not submit the form after editing any details, the details will not be saved.

4. Read important instructions above and click on start filling the form

Start Filling the Form

NextStep - Application Form – Personal Details

Application Form

Personal Details

Academic and Work
Experience Details

Other Details

Application Form Preview
and Declaration

TCS Office

1. Click & select your nearest TCS

Nearest TCS Office: *

Mumbai

[Click here to select location of Nearest TCS Office](#)

Personal Details

2. Your First and Last name will be auto populated

Name: *

Ms.

Shruti

Vinod

Sonawane

3. Enter your father's first Name

Father's Name: *

Mr.

First Name*

Middle Name

Last Name*

Mother's Name: *

Ms.

First Name*

Middle Name

Last Name*

Date of Birth: *

28/09/2002

Gender: *

Female

4. Enter your mother's first Name

5. Choose Gender

Date of Birth will be auto populated

Fields marked with * are mandatory

Permanent Address

House No./ Apartment Name/ Block No.: *

Road/Street/Lane:

Country: * Type to filter

City: *

Area/Landmark: *

State: *

Pincode: *

Are the permanent and Present Address same? * Yes No

Present Address

House No./ Apartment Name/ Block No.: *

Road/Street/Lane:

Country: * Type to filter

City: *

Area/Landmark: *

State: *

Pincode: *

Contact Details

Email ID: * pranav.j@aol.co.uk

Telephone(R): *

Alternate Email ID:

Mobile No.:

6. Enter all mandatory details – House No, Area/Landmark, Country, City, State and Pin code

7. If your permanent address is different than the present address, click on **NO**, and enter your present address below

8. Email ID will be auto populated. Enter your Residence Phone Number and Cell Number

Save Save and Continue

9. Once done, click on **Save and Continue** to proceed to next section

NextStep

Application Form –Academic & Work Experience Details

Application Form

Personal Details

Academic and Work
Experience Details

Other Details

Application Form Preview
and Declaration

Instruction *

Highest Qualification
Category Details *

Graduate *

XII Grade
Equivalent Diploma *

X Grade *

Any Other Qualification*

Work Experience
Details *

Declaration *

Continue

Academic Instructions :

1. "Marks/CGPA Obtained" denotes Total Marks/CGPA secured by you in ALL* subjects in all semesters in the first attempt.
2. "Total Marks/CGPA" denotes total of maximum marks in ALL* subjects in all semesters in the first attempt. *ALL implies that all subjects mentioned on the marksheet (including languages, optional subjects etc) should be taken into consideration for calculating the obtained/total marks/CGPA.
3. Marks/CGPA obtained during the normal duration of the course only will be considered to decide on the eligibility.
4. Verify your marks after entering, as it is a part of the selection criteria.
5. Please mention only your XII duration in XII Grade details . Pls do not add the XI duration in the same.

2. Use the side bar to navigate within different sections

1. Read the instructions before you start filling your application form

Fields marked with are * mandatory

Application Form – Academic and Work Experience Details

Application Form

Application Form navigation tabs:

- Personal Details (Active, marked with a green checkmark)
- Academic and Work Experience Details
- Other Details
- Application Form Preview and Declaration

Academic and Work Experience Details Form:

Instruction *

Highest Qualification Category Details *

- Graduate *
- XII Grade Equivalent Diploma *
- X Grade *
- Any Other Qualification*
- Work Experience Details *
- Declaration *

Save and Continue

Institute Name * Others

KC College

Highest Qualification * BACHELOR OF COMMERCE

Year of Passing for Highest Qualification * 2023

3. Choose and confirm if your details are correct and proceed to the next section

Application Form – Academic and Work Experience Details

Application Form



Personal Details

Academic and Work
Experience Details

Other Details

Application Form Preview
and Declaration

Instruction *	Course Name	BACHELOR OF COMMERCE	
Highest Qualification Category Details *	Course Duration	dd/mm/yyyy	dd/mm/yyyy
Graduate *	Course Type	<input type="radio"/> Full Time <input type="radio"/> Part Time	
XII Grade Equivalent Diploma *	Institute/University	Others	
X Grade *		KC College	
Any Other Qualification*	Specialization	Select	
Work Experience Details *	Grading System	<input type="radio"/> CGPA	CGPA Obtained
Declaration *		<input type="radio"/> Marks	Total CGPA

5. Click **Save and Continue** to proceed to next section

4. Enter your **Course Name, Course Duration, Course Type, University Name, Major Subjects and Grading System**

Application Form – Academic and Work Experience Details

Application Form

Personal Details

Academic and Work
Experience Details

Other Details

Application Form Preview
and Declaration

Instruction *

Highest Qualification
Category Details *

Graduate *

XII Grade
Equivalent Diploma *

X Grade *

Any Other Qualification*

Work Experience
Details *

Declaration *

Save

Save and Continue

Please Select relevant course?

XII Grade Equivalent Diploma Both

Specialization

University/Institute

Board of Education

Course Duration



Please mention only your XII duration in your XII grade details. Please do not add XI duration in the same.

Course Type

Full Time Part Time

Grading System

CGPA Marks
CGPA Obtained
Total CGPA

6. Choose your relevant course and enter the required details

7. Click Save and Continue to proceed to next section

Application Form – Academic and Work Experience Details

Application Form



Personal Details

Academic and Work
Experience Details

Other Details

Application Form Preview
and Declaration

Instruction *

Highest Qualification
Category Details *

Graduate *

XII Grade
Equivalent Diploma *

X Grade *

Any Other Qualification*

Work Experience
Details *

Declaration *

SSC/Class X RollNo.

University/Institute

Board of Education

Course Duration

Please mention only your X duration in your X grade details.

Grading System

CGPA

CGPA Obtained

Marks

Total CGPA

Save

Save and Continue

9. Click **Save and Continue** to proceed to next section

8. Enter your **Course Name, University/ Institute Name, Board of Education Details and Course Duration and your grades**

Application Form – Academic and Work Experience Details

Application Form



Personal Details **Academic and Work Experience Details** Other Details Application Form Preview and Declaration

Instruction *	Have you done any other course? <input checked="" type="radio"/> Yes <input type="radio"/> No
Highest Qualification Category Details *	Course Name <input type="text"/>
Graduate *	Specialization <input type="text"/>
XII Grade Equivalent Diploma *	University/Institute <input type="text"/>
X Grade *	Course Duration <input type="text" value="dd/mm/yyyy"/> <input type="text" value="dd/mm/yyyy"/>
Any Other Qualification*	Course Type <input type="radio"/> Full Time <input type="radio"/> Part Time
Work Experience Details *	Grading System <input type="radio"/> CGPA CGPA Obtained <input type="text"/>
Declaration *	<input type="radio"/> Marks Total CGPA <input type="text"/>

10. Choose if you have taken any relevant course and enter the required details, Click on **No** if does not have any

Application Form – Academic and Work Experience Details

Application Form

Personal Details Academic and Work Experience Details Other Details Application Form Preview and Declaration

11. Click **YES** if you have work experience. If not, Click **NO** and click **Save and Continue** to proceed to next section

Instruction *

Highest Qualification Category Details *

Graduate *

XII Grade Equivalent Diploma *

X Grade *

Any Other Qualification *

Work Experience Details *

Declaration *

Save Save and Continue

Experience Details

Do you have any Relevant Work Experience? * Yes No

Note: Please do not mention Internships/Trainings as relevant Work Experience

Experience Details

<input type="checkbox"/>	Employee Id	Name Of Employer	Address Of Employer	Employment Type	Duration From	Duration To	Designation	Nature Of Duties	Annual Gross Salary(INR)
--------------------------	-------------	------------------	---------------------	-----------------	---------------	-------------	-------------	------------------	--------------------------

Add New row Edit row Delete row

12. If you choose **YES**, Click on **Add Row**, enter your Work Experience Details **below** and click on **Save**

13. Click **Save and Continue** to proceed to next section

14. Enter your **Work Experience** Details and click on **Save**.

Work Experience Details

Employee ID :

Name Of Employer :

Address Of Employer :

Employment Type : Full Time
 Part Time

Duration From :

Duration To :

Designation :

Nature Of Duties :

Annual Gross Salary(INR) :

Application Form – Academic and Work Experience Details

Instruction	
Highest Qualification Category Details *	
Post Graduate *	
Graduate *	
XII Grade/ Equivalent Diploma *	
X Grade *	
Any Other Qualification *	
Work Experience Details	
Declaration *	

Other Details

Do you have any break in studies? Yes No

Have you done any other courses? Yes No

Do you have any pending backlog currently? Yes No

▶ Please mention details of Academic Project(s) undertaken.

Declaration

You have taken all subject marks into consideration for calculating the Obtained/Total Marks/CGPA in each of the above mentioned academic qualifications. * Yes No

"The Marks/CGPA Obtained" entered by you for each of the above mentioned academic qualifications has been secured in the first attempt. * Yes No

You have considered only the Marks/CGPA obtained during the normal duration of the course for calculating Obtained/Total Marks/CGPA. * Yes No

You have completed each of the above mentioned academic courses in the stipulated time as specified by your University/Institute and as per TCSL selection guidelines and do not have any extended education. * Yes No

You have declared break in studies/work experience and pending backlogs, if any, during your academics. * Yes No

You have not attended the TCSL Selection Process in the last 6 months. *

I Mr. Pranav Joshi solemnly declare that the information in this form is truly stated and correct and...

I Agree *

15. Once done, tick on I Agree, and click on Save and Continue to proceed

16. Read Declaration questions and choose Yes or No appropriately

NextStep

Application Form – Other Details

Application Form – Other Details

Personal DetailsAcademic and Work Experience DetailsOther DetailsApplication Form Preview and Declaration

Aadhaar/PassPort/PAN and NSR Details

Nationality and Languages Known *

References *

Achievements/Scholarship and certifications

Upload Photo/CV *

Your Aadhaar Number, Name as per Aadhaar is not a prerequisite for your recruitment, but is collected to later comply with the directives of the statutory authorities administering Labour Legislation in India and hence mandatory information for payroll processing post selection of your profile. In case of rejection of your profile, the same will be retained until the profile is archived from our databases

Aadhaar Details

Aadhaar Number :

Name As Per Aadhaar :

Passport Details

Passport Number :

Place of Issue :

Date of Issue:

Valid Upto :

ECNR Check Yes No

SaveSave and Continue

1. Enter any of your Aadhaar/Passport or Pan Card Details

2. Click on Save and Continue to proceed

Application Form – Other Details

Personal Details Academic and Work Experience Details **Other Details** Application Form Preview and Declaration

3. Enter your Nationality

Aadhaar/PassPort/PAN and NSR Details

Nationality and Languages Known *

References *

Achievements/Scholarship and certifications

Upload Photo/CV *

Save **Save and Continue**

5. Click on Save and Continue to proceed

Nationality

Nationality *

Languages Known *

In addition to the native languages, you can also select Foreign languages known if applicable.

<input type="checkbox"/>	Language	Speak	Read	Write	Mother Tongue
<input type="checkbox"/>					

Add New row **Delete row**

Please ensure that you select only one Mother Tongue. If you select more than one then last selected will be considered as your Mother Tongue

4. Click Add New Row and enter the languages known.

If you have any language certifications(including English), please select the certifications from below list

Languages Certifications

<input type="checkbox"/>	Language	Language Certifications	Stayed in a country where this language is mother tongue?
<input type="checkbox"/>			

Add New row **Delete row**

Application Form – Other Details

Application Form – Other Details

Personal Details Academic and Work Experience Details **Other Details** Application Form Preview and Declaration

Aadhaar/PassPort/PAN and NSR Details

Nationality and Languages Known *

References *

Achievements/Scholarship and certifications

Upload Photo/CV *

Save Save and Continue

7. Click on **Save and Continue** to proceed

References

One of the two references must be from your current/previous academics institution or industry or organisation. The references should not be your relatives.

Reference 1

Name :

Designation :

Contact No. :

Email Id :

Reference 2

Name :

Designation :

Contact No. :

Email Id :

6. Providing 2 references in mandatory. References should not be your relatives

Application Form – Other Details

Application Form

Application Form progress bar with four steps: Personal Details (blue), Academic and Work Experience Details (blue), Other Details (orange), and Application Form Preview and Declaration (blue). A green checkmark is positioned above the Personal Details step.

Aadhaar/PassPort/PAN and NSR Details

Nationality and Languages Known *

References *

Achievements/Scholarship and certifications

Upload Photo/CV *

Achievements

Please specify any Achievements, Scholarships etc :

Certification Details :

<input type="checkbox"/>	Certification Name
--------------------------	--------------------

8. Provide details with regards to your **Achievements/Scholarships and Certifications**

10. Click **Save and Continue** to proceed

9. Click on **Add New Certification** to update your certification details

Application Form – Other Details

Personal Details

Academic and Work
Experience Details

Other Details

Application Form
Preview and Declaration

Passport/PAN/NSR Details

Nationality and
Languages Known *

References *

Achievements/Scholarships
and Certifications

Upload Photo/CV *

11. Read the **Smart Card** guidelines, enter your **Name** as to be printed on the smart card choose your **Blood Group** and Upload your photo and CV

Save

Save and Continue

Smart Card Details

(Smart card is your TCS identity card which will be handed over to you once you join the company.)

Kindly follow the below mentioned steps to successfully upload your photograph.

1. Upload your recent passport size color photograph.
(Dimension : 35 mm*35mm. Format: *.jpg, *.jpeg. Size: Maximum 500kb).
2. The photograph must be formal, with a white/off white background.
3. You should look straight into the camera and your head should not be tilted in the photograph.
4. Click on the Browse button to search for the location where the photograph is stored. The photograph will be uploaded and displayed to you.

Please provide the below details carefully as they will be printed on your TCS identity card if you get selected to TCS.

Name *
(as to be printed on the smart card)

First Name *
(Max 15 Character)

Last Name
(Max 15 Character)

Blood Group *

Type to filter



Upload Photo *

Browse and Upload

Upload CV

Upload CV *

Browse and Upload

Please ensure the file format is of the following types, .pdf,.doc,.docx,.txt,.rtf (max 500KB)

NextStep

Application Form – Application Form Preview and Declaration

Application Form Preview

Click on the Application Form Preview link to view Application Form filled by you.

Please note that you can preview the form only after filling up all the mandatory fields in the form

Kindly confirm your details, as details entered by you would be considered for your final evaluation.

You can edit any information (except name, email ID, date of birth, gender, SSC roll number and mother's maiden name) by navigating to respective section before final submission of the Application Form.

Application Form preview

1. Preview the **Application Form, Read the Declaration**, tick **I Agree**, enter place, and click on **Submit Application Form**

Declaration

Have you appeared for TCS Tests/Interviews earlier? If yes kindly furnish details (i.e date, place, Position applied for and final results):

Yes No

TCS Terms and Conditions

In connection with my application to render services to Tata Consultancy Services Ltd (the "Company"), I hereby agree as follows:
I certify that the information furnished in this form as well as in all other forms filled-in by me in conjunction with my traineeship is factually correct and subject to verification by TCS including Reference Check and Background Verification.
I accept that an appointment given to me on this basis can be revoked and/ or terminated without any notice at any time in future if any information has been found to be false, misleading, deliberately omitted/ suppressed.

I Agree *

Date : 12/08/2015

Place : *

Submit Application Form

TCS is an equal opportunity employer that aims to integrate global diversity and inclusion at each level within our organization. Hiring decisions are solely made on the capability of an individual to perform a role. Any personal details like gender, age and nationality that may be provided by you during the course of application or selection process will be used for administrative records and all qualified applicants will receive consideration for employment without regard to this information.

2. Click on **Home** post downloading the application form



You have successfully submitted the Application Form!

[Download Application Form\(.pdf\)](#)

[Back](#)

3. Post **Submitting the form** download the **Application Form** for your reference

Edit Application Form

Application Form PDF

Campus Commune

Track My Application

To Apply

TCS NextStep Portal



TCS Application Status

4. Click on "Track My Application"

5. Application Status should reflect as **Application Received**

Activity	Status	Date (DD/MM/YYYY)
Application Received	Application Received	09/12/2022 11:59
Candidate Registration	Registered	08/12/2022 15:28

Information

Would you like to Apply for TCS Recruitment Drive?

Yes

No

6. A pop up will come asking you to apply for “TCS Recruitment Drive” to which click on “YES”

You have successfully submitted the Application Form!

[Download Application Form\(.pdf\)](#)

Edit Application Form

Application Form PDF

Campus Commune

Track My Application

Apply For Drive

How To Apply

[Home](#) [Help & Support](#) [Change Password](#) [Contact Us](#) [Logout](#)

Apply For TCS Recruitment Drive

TCS BPS Hiring - TCS has curated exclusive opportunities for Arts, Commerce and Science Graduates from the 2023 Year of Passing to apply for exciting careers and make #TheBigMove

Exceptional performers will be part of TCS's fastest growing units in various enriching roles that amplify their career growth.

Selected candidates will be onboarded in FY'24 post course completion.

Qualifications Eligible - Candidates pursuing BCom, BA, BBA, BBM, BMS, BAF, BBI, BSc (Except IT / CS) from 2023 Year of Passing would be eligible to take part in this drive.

Nearest Test Centre * [Click here to select nearest Test Centre](#)

Apply

For the Candidate's that have already created the DT Reference ID in the past and have submitted the application form can directly "Apply for Drive" and select your nearest Test Centre.

Edit Application Form

Application Form PDF

Campus Commune

Track My Application

Apply For Drive

How To Apply

[Home](#) [Help & Support](#) [Change Password](#) [Contact Us](#) [Logout](#)

Apply For TCS Recruitment Drive

TCS BPS Hiring - TCS has curated exclusive opportunities for Arts, Commerce and Science Graduates from the 2023 Year of Passing to apply for exciting careers and make #TheBigMove

Exceptional performers will be part of TCS's fastest growing units in various enriching roles that amplify their career growth.

Selected candidates will be onboarded in FY'24 post course completion.

Qualifications Eligible - Candidates pursuing BCom, BA, BBA, BBM, BMS, BAF, BBI, BSc (Except IT / CS) from 2023 Year of Passing would be eligible to take part in this drive.

Nearest Test Centre * [Click here to select nearest Test Centre](#)

Apply

8. Click on "Apply" post clicking on to your Nearest Test Location

7. Click to see your nearest "Test Centre"

Nearest Test Centre (Cities for which the Slots are over will be disabled)

- | | | | |
|-----------------------------------|------------------------------------|-----------------------------------|-----------------------------------|
| <input type="radio"/> AGARTALA | <input type="radio"/> DHULE | <input type="radio"/> KANYAKUMARI | <input type="radio"/> PATNA |
| <input type="radio"/> AGRA | <input type="radio"/> DURG | <input type="radio"/> KARUR | <input type="radio"/> PUDUCHERRY |
| <input type="radio"/> AHMEDABAD | <input type="radio"/> DURGAPUR | <input type="radio"/> KOLHAPUR | <input type="radio"/> PUNE |
| <input type="radio"/> AHMEDNAGAR | <input type="radio"/> ERNAKULAM | <input type="radio"/> KOLKATA | <input type="radio"/> RAIPUR |
| <input type="radio"/> AIZAWL | <input type="radio"/> FARIDABAD | <input type="radio"/> KOLLAM | <input type="radio"/> RAJAHMUNDRY |
| <input type="radio"/> AJMER | <input type="radio"/> GANDHINAGAR | <input type="radio"/> KOTTAYAM | <input type="radio"/> RAJKOT |
| <input type="radio"/> ALAPPUZHA | <input type="radio"/> GHAZIABAD | <input type="radio"/> KOZHIKODE | <input type="radio"/> RANCHI |
| <input type="radio"/> AMRAVATI | <input type="radio"/> GONDIA | <input type="radio"/> LUCKNOW | <input type="radio"/> ROORKEE |
| <input type="radio"/> AMRITSAR | <input type="radio"/> GORAKHPUR UP | <input type="radio"/> LUDHIANA | <input type="radio"/> SALEM |
| <input type="radio"/> ASANSOL | <input type="radio"/> GUNTUR | <input type="radio"/> MADURAI | <input type="radio"/> SILIGURI |
| <input type="radio"/> AURANGABAD | <input type="radio"/> GUWAHATI | <input type="radio"/> MALAPPURAM | <input type="radio"/> SRINAGAR |
| <input type="radio"/> BENGALURU | <input type="radio"/> HALDWANI | <input type="radio"/> MANGALORE | <input type="radio"/> SURAT |
| <input type="radio"/> Bhubaneswar | <input type="radio"/> HUMANABAD | <input type="radio"/> MEDAN | <input type="radio"/> THIRUVARUR |

Ok

Cancel

9. Click on your Nearest Test Centre and click on Ok

Incomplete or incorrect Aadhar card details in the form could lead to your candidature being rejected.

Apply For TCS Recruitment Drive

TCS BPS Hiring - TCS has curated exclusive opportunities for Arts, Commerce and Science Graduates from the 2023 Year of Passing to apply for exciting careers and make #TheBigMove

Exceptional performers will be part of TCS's fastest growing units in various enriching roles that amplify their career growth.

Selected candidates will be onboarded in FY'24 post course completion.

Qualifications Eligible - Candidates pursuing BCom, BA, BBA, BBM, BMS, BAF, BBI, BSc (Except IT / CS) from 2023 Year of Passing would be eligible to take part in this drive.

Nearest Test Centre * [Click here to select nearest Test Centre](#)

Preferred Job Location 1*

Preferred Job Location 2

Apply

10. After selecting your **Nearest Test Centre**, it's mandatory to at least Select one **Preferred Job Location** and click on **Apply**.

WELCOME TEST MAIL (DT20223703288)

Edit Application Form

Application Form PDF

Campus Commune

Track My Application

Apply For Drive

How To Apply

[Home](#) [Help & Support](#) [Change Password](#) [Contact Us](#) [Logout](#)

You have applied for Recruitment Drive.

11. A message will pop up stating you have applied for the Recruitment Drive

Thank You